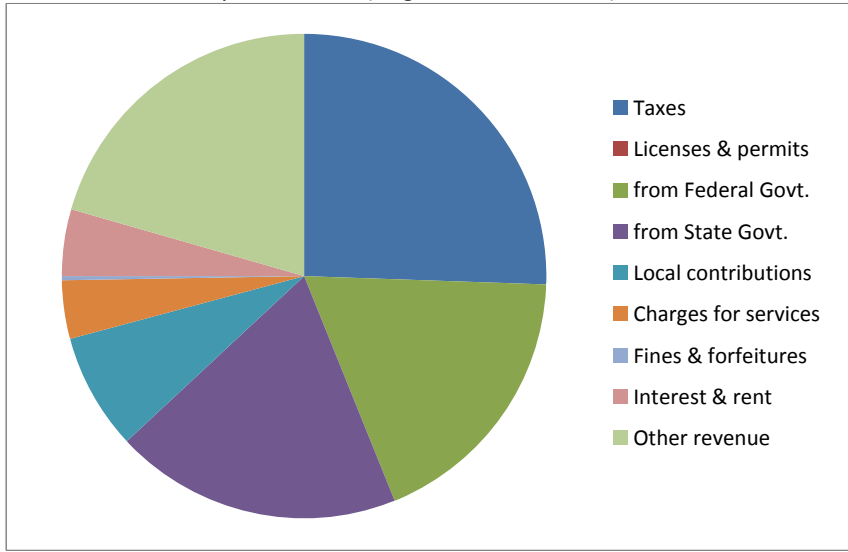


# VILLAGE OF SARANAC

## CITIZENS' GUIDE TO LOCAL UNIT FINANCES - REVENUES

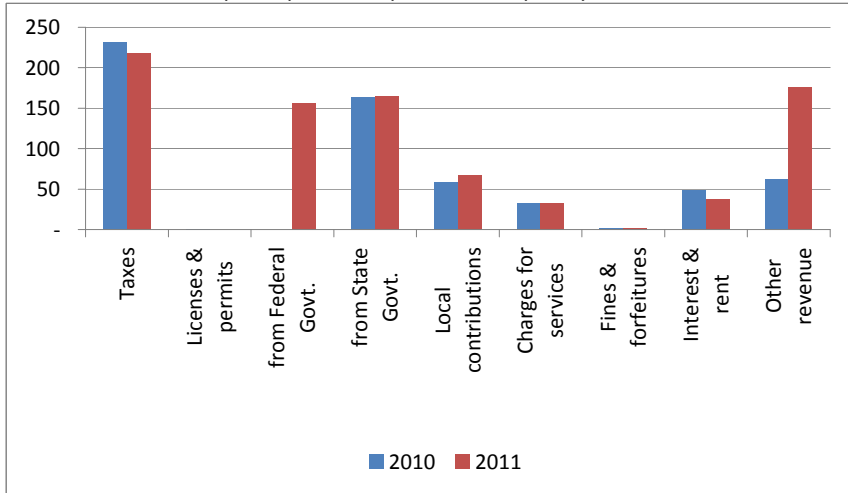
### 1. Where our money comes from (all governmental funds)



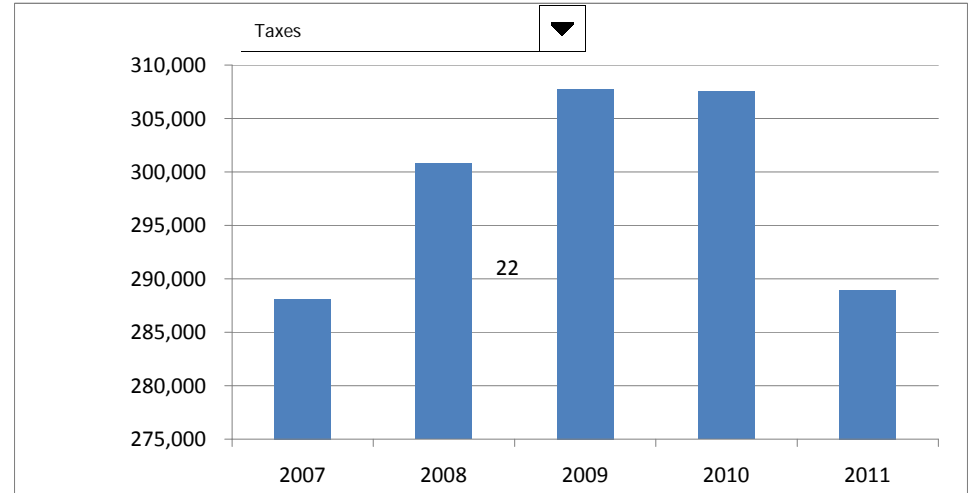
### 2. Compared to the prior year

|                      | 2010       | 2011         | % change |
|----------------------|------------|--------------|----------|
| Taxes                | \$ 307,551 | \$ 288,939   | -6%      |
| Licenses & permits   | \$ 340     | \$ 200       | -41%     |
| 1 from Federal Govt. | \$ -       | \$ 207,764   | n/a      |
| from State Govt.     | \$ 217,236 | \$ 218,467   | 1%       |
| Local contributions  | \$ 77,012  | \$ 88,355    | 15%      |
| Charges for services | \$ 44,038  | \$ 44,190    | 0%       |
| Fines & forfeitures  | \$ 2,586   | \$ 2,712     | 0        |
| Interest & rent      | \$ 65,620  | \$ 49,883    | (0)      |
| 2 Other revenue      | \$ 82,342  | \$ 233,162   | 183%     |
| Total                | \$ 796,725 | \$ 1,133,672 | 42%      |

### 3. Revenue sources per capita - compared to the prior year



### 4. Historical trends of individual sources



#### Notes:

- 2011 revenue from federal government represents arra funds awarded to the village for reconstruction of mill street.
- The 183% increase in other revenue from 2010 to 2011 is due to contributions from general fund to major street fund for mill street reconstruction.